

Intergrain Nature's Timber Oil

AUDW0769

Part A	887-Line
--------	----------

Description

Intergrain Nature's Timber Oil is a natural, oil based timber finish made from 95% sustainable ingredients. The penetrating formula replicates timber's natural defences against aging, saturating the cells to protect against drying out. Added ingredients give resistance to water, UV and mould. The natural ingredients in Nature's Timber Oil give a rich, natural oiled finish. Nature's Timber Oil is available in a lightly pigmented natural colour or mild timber tones to highlight the characteristics of popular timber species. Nature's Timber Oil is fast drying, allowing two coats to be applied in one day, and will weather naturally, without risk of cracking, blistering and peeling.

#ENVIRONMENTALLY RESPONSIBLE:

Intergrain Nature's Timber Oil consists of 95% naturally derived renewable materials, an environmentally responsible option compared to many coatings, containing mostly petrochemical based ingredients. Nature's Timber Oil has about half the VOCs (volatile organic compounds) of traditional oil based finishes.

Features

- Made from 95% naturally derived, sustainable raw materials
- UV & weather resistant
- Penetrating formula

Benefits

- Environmentally responsible
- Long lasting
- Will not crack, blister or peel

Uses

Suitable for all exterior timber including decking, walkways, railings, garden furniture, weatherboards, shingles and fences.

Note: Not suitable for composites, for example, composite timber decking.

Precautions And Limitations





Not suitable for composites, for example, composite timber decking.

Do not apply to hot surfaces or those in direct sunlight, as doing so may result in difficult application, poor adhesion and blistering.

Do not apply in temperatures above 35°C or below 10°C or if rain or dew is expected within four hours of application.

Performance Guide

Weather	Formulated for exterior use	Salt	Unaffected by splash or spillage
Heat Resistance	Up to 120C. Prolonged exposure to this temperature will cause yellowing	Water	Very good water repellancy on exposed surfaces
Solvent	Resists mineral turpentine and similar solvents	Abrasion	Moderate resistance to abrasion
Acid	Fair	Alkali	Fair

Typical Properties																											
Colour	Lightly pigmented natural colour, and mild timber tones of Merbau and Jarrah	Number Of Coats	2																								
Toxicity	Lead-free	V.O.C. Level	< 375g/L																								
Touch Dry	2 hours																										
Clean Up Description	Clean brushes and other equipment with hot soapy water or mineral turpentine. To avoid spontaneous combustion of contaminated application cloths, soak application cloths in water or immediately spread used application cloths flat in a cool, well ventilated area to dry completely before disposal. Do not scrunch up or place cloths on top of each other.																										
Application Method	 Air Spray  Airless Spray  Brush  Pad																										
Application Conditions	<table border="0" style="width: 100%;"> <tr> <td style="text-align: center;">Solids By Volume</td> <td style="text-align: center;">28</td> <td></td> <td></td> </tr> <tr> <td></td> <td style="text-align: center;">Min</td> <td style="text-align: center;">Max</td> <td style="text-align: center;">Recommended</td> </tr> <tr> <td>Wet Film Per Coat (microns)</td> <td></td> <td></td> <td></td> </tr> <tr> <td>Dry Film Per Coat (microns)</td> <td></td> <td></td> <td></td> </tr> <tr> <td>Recoat Time (min)</td> <td style="text-align: center;">4 hours</td> <td></td> <td></td> </tr> <tr> <td>Theoretical Spread Rate (m²/L)</td> <td style="text-align: center;">6</td> <td style="text-align: center;">10</td> <td></td> </tr> </table>			Solids By Volume	28				Min	Max	Recommended	Wet Film Per Coat (microns)				Dry Film Per Coat (microns)				Recoat Time (min)	4 hours			Theoretical Spread Rate (m²/L)	6	10	
Solids By Volume	28																										
	Min	Max	Recommended																								
Wet Film Per Coat (microns)																											
Dry Film Per Coat (microns)																											
Recoat Time (min)	4 hours																										
Theoretical Spread Rate (m²/L)	6	10																									
Typical Properties Notes	<p>COVERAGE 6-10 square metres per litre depending on the porosity of the timber.</p> <p>DRYING TIME All drying times are at 25°C and 50% humidity. Touch Dry: 2 hours. Recoat: 4 hours. In cold or humid conditions, which slow drying, allow overnight drying between coats. Decking can be walked on after 12 hours but may retain some tackiness for several days. Full curing 7 days.</p> <p>DRYING TIMES WILL BE LONGER IN CONDITIONS COOLER THAN 25°C OR MORE HUMID THAN 50% HUMIDITY. SECOND COAT WILL NOT DRY IF EXCESS OIL IS NOT WIPED OFF THE SURFACE BEFORE IT GETS TACKY.</p>																										

Application Guide	
Surface Preparation	<ul style="list-style-type: none"> NEW BARE TIMBER. Allow timber to weather for approximately four to six weeks until leaching of the tannins and oils has ceased OR to coat new bare timber immediately, treat timber with Intergrain PowerPrep™* closely following label instructions. PowerPrep will draw out tannins and oils quickly and remove them from the timber surface. Then proceed to Step 2. IMPORTANT: You must always use Intergrain Reviva® after PowerPrep. PREVIOUSLY PAINTED OR VARNISHED TIMBER. All paints and coatings that seal the surface must be thoroughly removed back to bare timber. To remove coating in good condition, a combination of Intergrain Liquid 8™ Timber Stripper* and power washing, or sanding is recommended. To remove coatings in poor condition, a combination of Intergrain PowerPrep and power washing is recommended. Then proceed to Step 2. STAINED OR OILED TIMBER. Coatings that do not seal the surface commence at Step 2. WEATHERED, GREY OR MOULDY TIMBER. Proceed to Step 2 OR for best results and for severely weathered or mouldy timber, sand timber back to a fresh surface, remove sanding dust, then proceed to Step 2. ALL BAMBOO SUBSTRATES. Follow Step 2 and Step 3 as below. Check for adhesion by applying Nature's Timber Oil to a test area, approximately 250mm x 250mm. Allow to dry for twelve hours then firmly press a strip of sticky tape over the coated section and rip off quickly. If the coating is removed do not proceed as the surface is not suitable. If coating is intact proceed to Step 4. 2. Clean all timber with Intergrain Reviva Timber Cleaner according to label instructions. Remove excess pooled water and ensure surface is clean. Allow timber to dry thoroughly. 3. Test if the surface is ready for coating by sprinkling water on the timber. If the water is absorbed into the timber it is ready for coating. If the water beads or sits on the surface repeat the application of Reviva. 4. In humid, tropical or mould susceptible areas timber should be coated with a mould preventative treatment such as Intergrain TSS™ Mould Preventer* as per the label instructions. TSS Mould Preventer should be left for 24 hours before applying Nature's Timber Oil. 5. Fill nail holes and surface defects with an exterior wood putty such as Intergrain Woodblend™* Wood Filler as per the label instructions after applying the first coat.
Application Procedure And Equipment	<ul style="list-style-type: none"> Stir thoroughly before and during use with a flat blade stirrer. Do not thin. If project requires more than one can of Nature's Timber Oil, mix all cans together in one large container to achieve colour uniformity. Apply Nature's Timber Oil using a quality brush, lambswool applicator, or spray (air assisted airless or airless). Do not apply by roller. If spraying, back-brush immediately after each section is coated to ensure a uniform finish. Take care to apply sufficient product to edges and end grain. When coating large areas, such as decking and weatherboards, coat no more than three boards at a time. Complete an entire length or continue until a natural break such as a window occurs. Wait four hours to dry and apply a second coat. If necessary, sand lightly between coats to remove any raised grain. Wait 30 minutes after the second coat is applied and wipe off excess surface oil. Ensure that excess is wiped before the coating gets tacky. IMPORTANT: COATING WILL NOT DRY AS PER DRYING TIME BELOW IF EXCESS OIL IS NOT WIPED OFF THE SURFACE BEFORE IT GETS TACKY. Keep freshly coated contacting surfaces such as doors and windows ajar for several days if possible. Some tight closing windows may need sealing strips to prevent sticking. MAINTENANCE Conduct a routine 12 monthly maintenance inspection. When timber starts to show signs of dryness and loss of colour, clean timber with Reviva and apply one coat of Nature's Timber Oil, wiping off the surface excess before it gets tacky.

Health And Safety			
MSDS Number	10071	Using Safety Precautions	Keep out of reach of children. Slippery when spilt; clean up immediately. Avoid contact with skin and eyes or breathing vapour and spray mist (dust). Wear overalls, impervious gloves and chemical goggles. Use only in well ventilated areas. Keep containers closed when not in use. Wash hands after use.
Health Effects	FIRST AID: If poisoning occurs, contact a Doctor or Poisons Information Centre (AUST: 131 126; NZ 0800 764 766). SWALLOWED: Rinse mouth with water. If swallowed, do NOT induce vomiting. Give a glass of water. EYE: If in eyes, hold eyelids apart and flush the eye continuously with running water. Continue flushing until advised to stop by Poisons Information Centre or a doctor, or for at least 15 minutes. SKIN: If skin contact occurs, remove contaminated clothing and flush skin and hair with running water. INHALED: Remove from contaminated area. EMERGENCY INFORMATION (ALL HOURS): AUST – 1800 033 111; NZ – 0800 734 607. INTERGRAIN CUSTOMER SERVICE: For further product or application advice or a Safety Data Sheet contact Intergrain Customer Service: Aust – 1800 630 285, NZ – 0800 222 687. *NEW ZEALAND: Products not available in NZ.	Flammability	This product is flammable.
Fire Suppression	If involved in a fire use foam or dry agents. Avoid breathing products of combustion.	Protective Equipment	Wear overalls, impervious gloves and chemical goggles.
Storage	Keep out of reach of children.	Disposal	Refer to Local Authority for disposal advice. Do not empty into drains and waterways. Do not reuse container.
In the case of emergency, please call 1800 033 111			

Transport And Storage			
Pack A	887-Line	Shipment Name	PAINTS
Size	10L 4L 1L	Weight	9.8Kg 4.0Kg 1.1Kg
Flash Point	32C	UN Number	1263
Dangerous Goods Class	3	Package Group	III

Disclaimer

Dulux, Selleys and Other marks followed by ® are registered trademarks. Marks followed by the symbol of ™ are trademarks.

The data provided within the Duspec system is correct at the time of publication, however it is the responsibility of those using this information to check that it is current prior to specifying or using any of these coating/product systems.

DISCLAIMER: Any advice, recommendation, information, assistance or service provided by any of the divisions of DuluxGroup (Australia) Pty Ltd or its related entities (collectively, DuluxGroup) in relation to goods manufactured by it or their use and application is given in good faith and is believed by DuluxGroup to be appropriate and reliable. However, any advice, recommendation, information, assistance or service provided by DuluxGroup is provided without liability or responsibility PROVIDED THAT the foregoing shall not exclude, limit, restrict or modify the right entitlements and remedies conferred upon any person or the liabilities imposed upon DuluxGroup by any condition or warranty implied by Commonwealth, State or Territory Act or ordinance void or prohibiting such exclusion limitation or modification. Coating/product systems can be expected to perform as indicated on the Duspec Spec Sheet so long as applications and application procedures of the individual products are followed as recommended on the appropriate Product data Sheet. "DuluxGroup" "Dulux" "Selleys" "Berger" "Berger Gold Label" "Hadrian" "Walpamur" "Levene" "Acratex" and Other marks followed by ® are registered trademarks of DuluxGroup (Australia) Pty Ltd ABN 67 000 049 427. Marks followed by the symbol ™ are trademarks.

Please note that this document is only valid for 60 days from the date of issue.

DuluxGroup (Australia) Pty Ltd 1956 Dandenong Road, Clayton, Victoria 3168 AU ABN 67 000 049 427